







# Lock Menu


REQUEST A QUOTE





<b>Lock Menu</b>	
<b>Lock Code: L1</b>	<b>Hasp and Staple padlock locking</b>
	<ul style="list-style-type: none"> <li>• Popular locking choice for entry level applications.               <ul style="list-style-type: none"> <li>• Locks with padlock 15mm shackle.</li> <li>• Padlock not included.</li> <li>• Padlock available form Greenfield®.</li> </ul> </li> <li>• L10, L11 and L12 lower in this section.</li> </ul>
<b>Cam Lock 1 Way locking</b>	
	<b>Lock Code: L2</b>
<ul style="list-style-type: none"> <li>• Cam locks to locker body at the centre of the locker.               <ul style="list-style-type: none"> <li>• Locks are supplied with 2 keys.</li> <li>• Master keys available.</li> </ul> </li> <li>• No turning knob – a handle can be supplied if required.</li> <li>• Available in 200 or 2000 key to differ locks.               <ul style="list-style-type: none"> <li>• Chrome finish.</li> </ul> </li> </ul>	
<b>Lock Code: L3</b>	<b>Latch Lock 1-way locking with Padlock</b>
	<ul style="list-style-type: none"> <li>• Operates with padlock and centre locking cam.               <ul style="list-style-type: none"> <li>• The lock accepts a padlock 15mm shackle.</li> </ul> </li> <li>• Cam locks behind locker body at the centre of the locker.               <ul style="list-style-type: none"> <li>• Turning knob forms part of lock.</li> <li>• Available in chrome or black matt finish.</li> <li>• Fitted with back plate to improve security.</li> </ul> </li> <li>• Padlock available form Greenfield® – See lock codes.               <ul style="list-style-type: none"> <li>• L10, L11 and L12 lower in this section.</li> </ul> </li> </ul>

<b>L-handle 1-way Cam lock</b>		<b>Lock Code: L4</b>
<ul style="list-style-type: none"> <li>• Cam locks to locker body at the centre of the locker. <ul style="list-style-type: none"> <li>• Locks are supplied with 2 keys. <ul style="list-style-type: none"> <li>• Master keys available.</li> </ul> </li> </ul> </li> <li>• Large turning knob to facilitate easy opening.</li> <li>• Available in 200 or 2000 key to differ locks. <ul style="list-style-type: none"> <li>• Chrome finish.</li> </ul> </li> </ul>		

<b>Lock Code: L5</b>	<b>T-handle 1-way Cam lock</b>	
	<ul style="list-style-type: none"> <li>• Heavy duty lock.</li> <li>• Cam locks door behind locker body at the centre of the locker. <ul style="list-style-type: none"> <li>• Locks are supplied with 2 keys. <ul style="list-style-type: none"> <li>• Master keys available.</li> </ul> </li> <li>• Robust heavy duty turning knob.</li> </ul> </li> <li>• Available in 200 or 2000 key to differ locks. <ul style="list-style-type: none"> <li>• Chrome finish.</li> </ul> </li> </ul>	

<b>3-way Locking Padlock</b>		<b>Lock Code: L6</b>
<ul style="list-style-type: none"> <li>• Cam locks to locker body at the centre of the locker. <ul style="list-style-type: none"> <li>• Rods lock the door at the top and bottom of the locker. <ul style="list-style-type: none"> <li>• Locks are supplied with 2 keys. <ul style="list-style-type: none"> <li>• Master keys available.</li> </ul> </li> <li>• Robust heavy duty turning knob.</li> </ul> </li> </ul> </li> <li>• Available in 200 key to differ 60 series. <ul style="list-style-type: none"> <li>• Chrome finish.</li> </ul> </li> </ul>		

<b>Lock Code: L7</b>	<b>L-handle 3-way locking</b>	
	<ul style="list-style-type: none"> <li>• Cam locks to body at the centre of the locker.</li> <li>• Rods lock at the top and bottom of the locker. <ul style="list-style-type: none"> <li>• Locks are supplied with 2 keys. <ul style="list-style-type: none"> <li>• Master keys available.</li> </ul> </li> </ul> </li> <li>• Large turning knob to facilitate easy opening.</li> <li>• Available in 200 or 2000 key to differ locks. <ul style="list-style-type: none"> <li>• Chrome finish.</li> </ul> </li> </ul>	

<b>T-handle 3-way locking</b>		<b>Lock Code: L8</b>
<ul style="list-style-type: none"> <li>• Heavy duty lock.</li> <li>• Cam locks door behind locker body at the centre of the locker.</li> <li>• Locking rods lock the door at the top and bottom of the locker. <ul style="list-style-type: none"> <li>• Locks are supplied with 2 keys. <ul style="list-style-type: none"> <li>• Master keys available.</li> </ul> </li> </ul> </li> <li>• Large turning knob to facilitate easy opening. <ul style="list-style-type: none"> <li>• Available in 200 key to differ locks.</li> <li>• Chrome finish.</li> </ul> </li> </ul>		
<b>Lock Code: L9</b>	<b>Coin Operated Lock</b>	
	<ul style="list-style-type: none"> <li>• Centre cam locking.</li> <li>• User can pay for use of the locker or return coin to user. <ul style="list-style-type: none"> <li>• Can operate using card or token.</li> <li>• Master and service keys available.</li> </ul> </li> </ul>	
<b>Brass Padlock</b>		<b>Lock Code: L10</b>
<ul style="list-style-type: none"> <li>• Suitable for use with Hasp and Staple. <ul style="list-style-type: none"> <li>• Suitable for use with Latch Lock.</li> </ul> </li> <li>• Suitable for use with 3-way locking padlock.</li> <li>• Competitive pricing, excellent quality.</li> </ul>		
<b>Lock Code: L11</b>	<b>Brass Combination Padlock</b>	
	<ul style="list-style-type: none"> <li>• Combination lock eliminates need for keys. <ul style="list-style-type: none"> <li>• Suitable for use with Hasp and Staple. <ul style="list-style-type: none"> <li>• Suitable for use with Latch Lock.</li> </ul> </li> </ul> </li> <li>• Suitable for use with 3-way locking padlock.</li> <li>• Competitive pricing and excellent quality.</li> </ul>	
<b>Combination Padlock</b>		<b>Lock Code: L12</b>

- Combination lock eliminates need for keys.
  - 10000 combinations.
  - Competitive pricing.
  - Master key facility.



**Lock Code:  
L13**

**Door Mounted Combination Padlock**



- Combination lock eliminates need for keys.
  - Door mounted factory installed lock.
    - 10000 combinations.
- Competitive pricing and excellent quality.
  - Master Keyed.

**Electronic Touch Lock**

**Lock Code:  
L14**

- Eliminates need for keys.
- Door mounted factory installed lock.
  - Coin or free operation.
- Designed for use in wet and dry areas.
  - Battery operated.
    - 4 Digit code.
  - Master code facility.

