

View our Full Locker Range

Best price economy lockers. Available from 1 to 6 door. Best price and excellent quality.






REQUEST A QUOTE

Guardsman Economy Lockers Product Features

- This entry level locker offers excellent value and quality.
 - Doors are reinforced with top hat stiffeners to provide improved strength and rigidity.
 - Available in 1,2,3,4 and 6 door lockers.
 - Standard colour is grey but various other colours are available at an additional cost.
 - Lockers are epoxy coated and oven baked for superior finish.
- Lockers have pre punched back and side fixing holes for easy assembly and or wall fixing.
 - A variety of lock and accessory options are available.

Body Colour options: Door colour options

- Personalise your change room with the new colour options now available from Greenfield.
- Each department can have its own identity with unique door colours.

Standard	Option 1**	Option 2**	Option 3**	Option 4**
Door	Door	Door	Door	Door
Grey	Red	Dark Blue	Green	Yellow
				
**Subject to minimum quantities, contact our sales department				

Product range					
GB001	GB002	GB003	GB004	GB005	GB006
					

Product dimensions:				(011) 393 1333
Height	Width	Depth	Locker	
mm's	mm's	mm's	Code	
1800	300/380/450	450/500	GB001	
1800	300/380/450	450/500	GB002	
1800	300/380/450	450/500	GB003	
1800	300/380/450	450/500	GB004	
1800	300/380/450	450/500	GB005	
1800	300/380/450	450/500	GB006	






Standard specifications	Locker codes					
Description	GB001	GB002	GB003	GB004	GB005	GB006
No of doors	1	2	3	4	5	6
No of shelves including base	2	2	3	4	5	6
Coat hooks per compartment	2	2	2			






No of louvre vents per door	12	6	6	6	6	6
Hinge type	Drop	Drop	Drop	Drop	Drop	Drop
Lock type *	H & S*	H & S*	H & S*	H & S*	H & S*	H & S*
Standard colour	Grey	Grey	Grey	Grey	Grey	Grey

*** H & S = Hasp & Staple**

Lock options	Locker Codes						
Lock type	Lock code	GB001	GB002	GB003	GB004	GB005	GB006
Hasp and Staple *	L1	Y	Y	Y	Y	Y	Y
Cam – 1 way	L2	Y	Y	Y	Y	Y	Y
Latch – 1 way	L3	Y	Y	Y	Y	Y	Y
T handle – 1 way	L5	Y	Y	Y	Y	Y	Y
Padlock – 3 way	L6	Y	Y	Y			
L handle – 3 way	L7	Y	Y	Y			
T handle – 3 way	L8	Y	Y	Y			
Coin Lock	L9	Y	Y	Y	Y		
Combination lock	L13	Y	Y	Y	Y	Y	Y

***Standard**

View lock options				
Click to view				
Lock Code: L1  Standard Hasp & Staple	Lock Code: L2  Cam – 1 way	Lock Code: L3  Latch – 1 way	Lock Code: L5  T – handle – 1 way	Lock Code: L6  Padlock – 3 way

<p>Lock Code: L7</p>  <p>L – handle – 3 way</p>	<p>Lock Code: L8</p>  <p>T–handle–3 way</p>	<p>Lock Code: L9</p>  <p>Coin Lock</p>	<p>Lock Code: L13</p>  <p>Combination lock</p>	 <p>CALL (011) 393-1333/4/5/6 FOR YOUR LOCKER SOLUTIONS</p>
---	---	--	---	--

BUY DIRECT FROM THE FACTORY














GREENFIELD®

Accessory options		Locker codes					
Accessory	Code	GB001	GB002	GB003	GB004	GB005	GB006
Additional shelves	A1	Y	Y				
Coat rail	A6	Y	Y	Y			
Galv. with powder coating	A8	Y	Y	Y	Y	Y	Y
Leg set custom made to any length	A16	Y	Y	Y	Y	Y	Y
Leg set single locker	A17	Y	Y	Y	Y	Y	Y
Louvre options	A19	Y	Y	Y	Y	Y	Y
Non standard colours body or door	A20	Y	Y	Y	Y	Y	Y
Numbers	A22	Y	Y	Y	Y	Y	Y
Piano hinge	A23	Y	Y	Y	Y	Y	Y
Slope top	A29	Y	Y	Y	Y	Y	Y
Steel end panels	A30	Y	Y	Y	Y	Y	Y

[View Accessory options](#)

[Click to view](#)

<p>Acc. Code A1</p>  <p>Additional shelves</p>	<p>Acc. Code A6</p>  <p>Coat rail</p>	<p>Acc. Code A8</p>  <p>Galv. + powder coating</p>	<p>Acc. Code A16</p>  <p>Leg set custom made</p> <p style="text-align: right;">L</p>
<p>Acc. Code A17</p>  <p>Leg set single locker</p>	<p>Acc. Code A19</p>  <p>LV1 LV2 LV3 LV4 LV5</p> <p>Louvre options</p>	<p>Acc. Code A20</p>  <p>Non standard colours</p>	<p>Acc. Code A22</p>  <p>225 N1 225 N2</p> <p>Numbers</p> <p style="text-align: right;">N</p>
<p>Acc. Code A23</p>  <p>Piano hinge</p>	<p>Acc. Code A29</p>  <p>Slope top</p>	<p>Acc. Code A30</p>  <p>Steel end panels</p>	<p>(011) 393 1333</p>